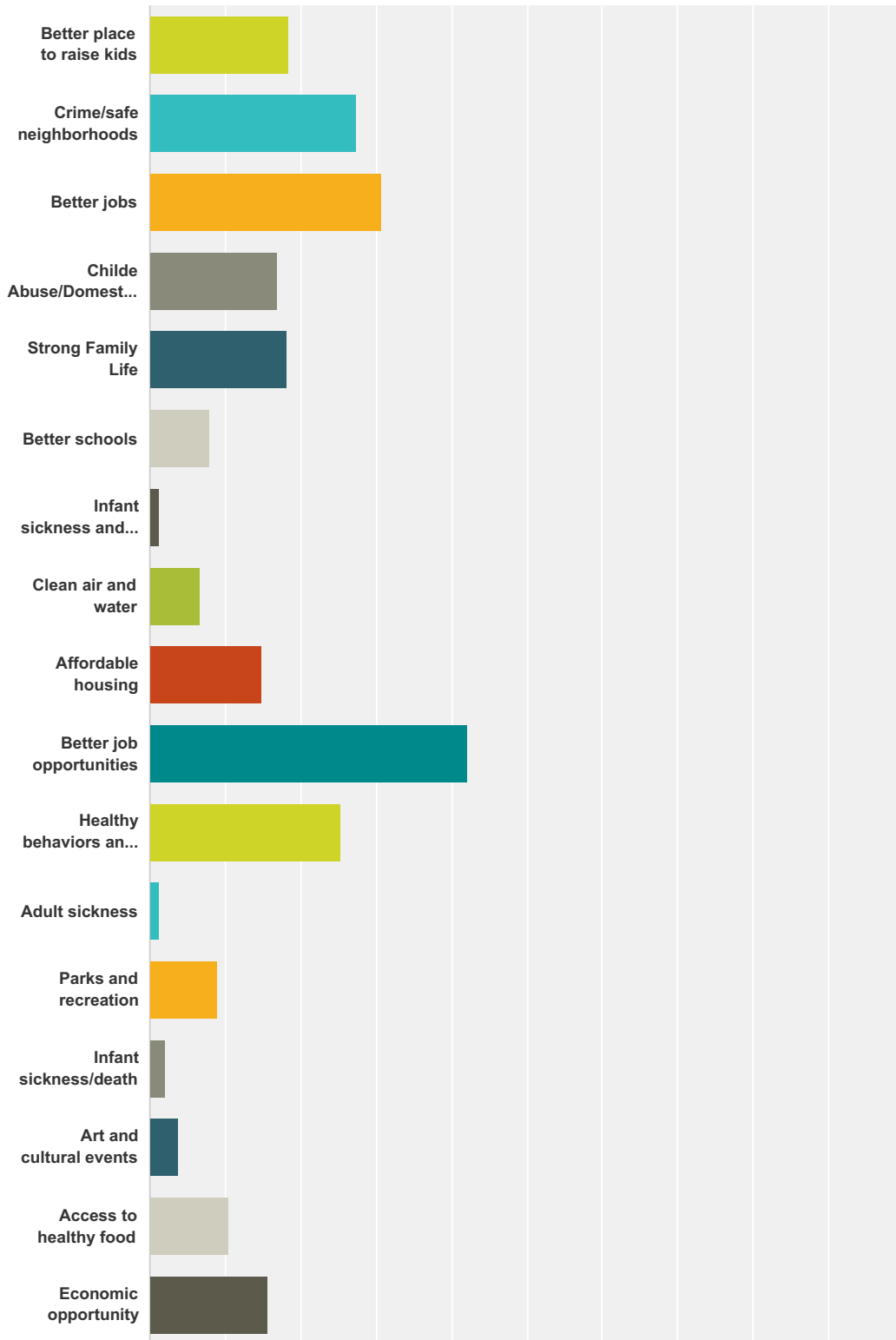
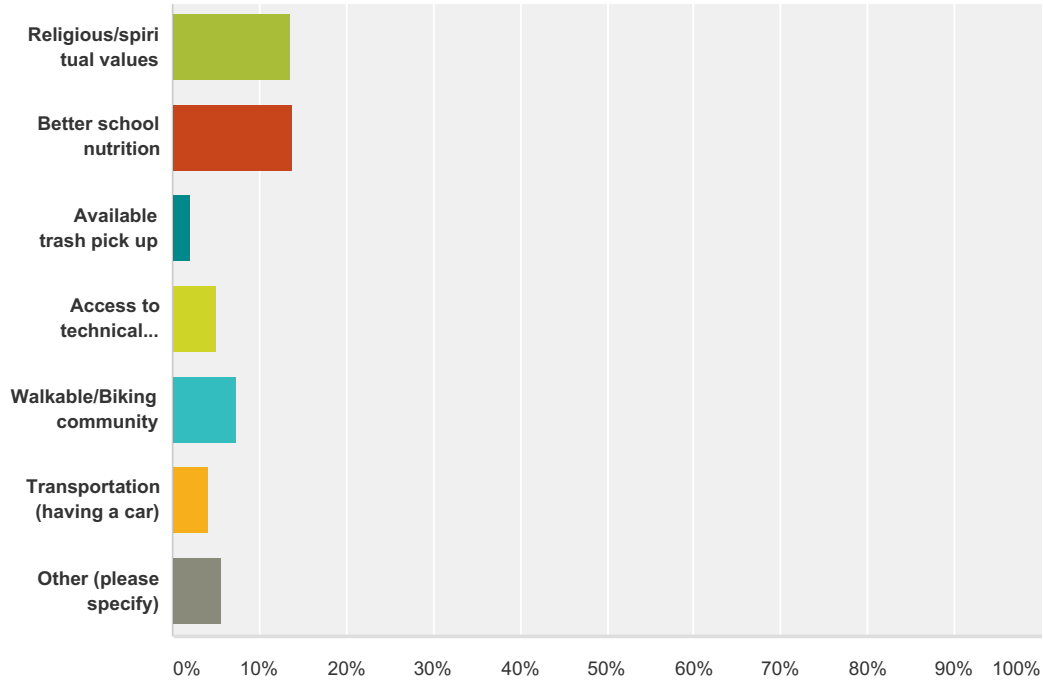


Q1 It takes all of the items listed below to have a truly healthy community. In the list below, what do you think are the 3 most important areas we need to improve upon in our county? Check only 3:

Answered: 973 Skipped: 3



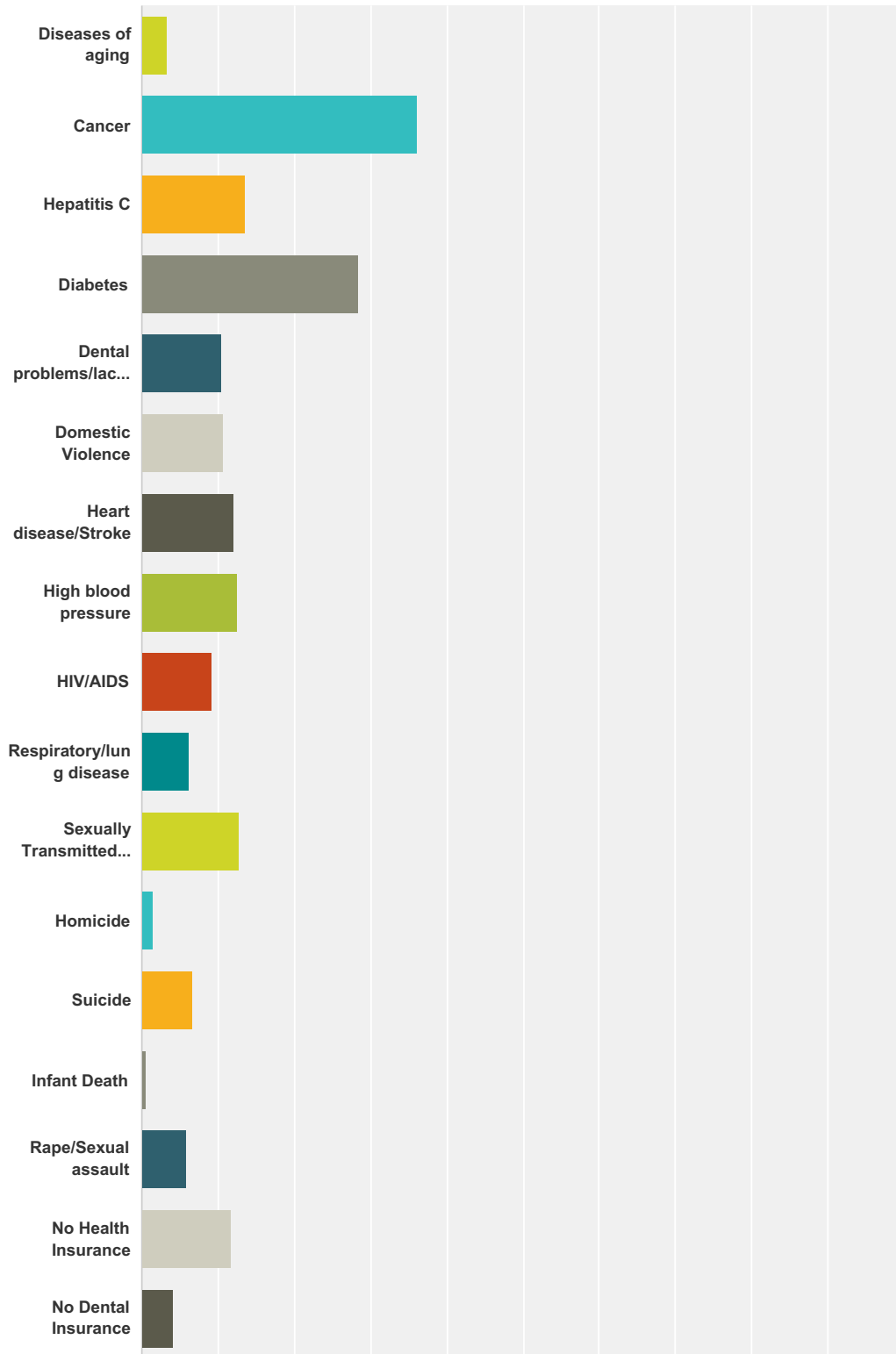


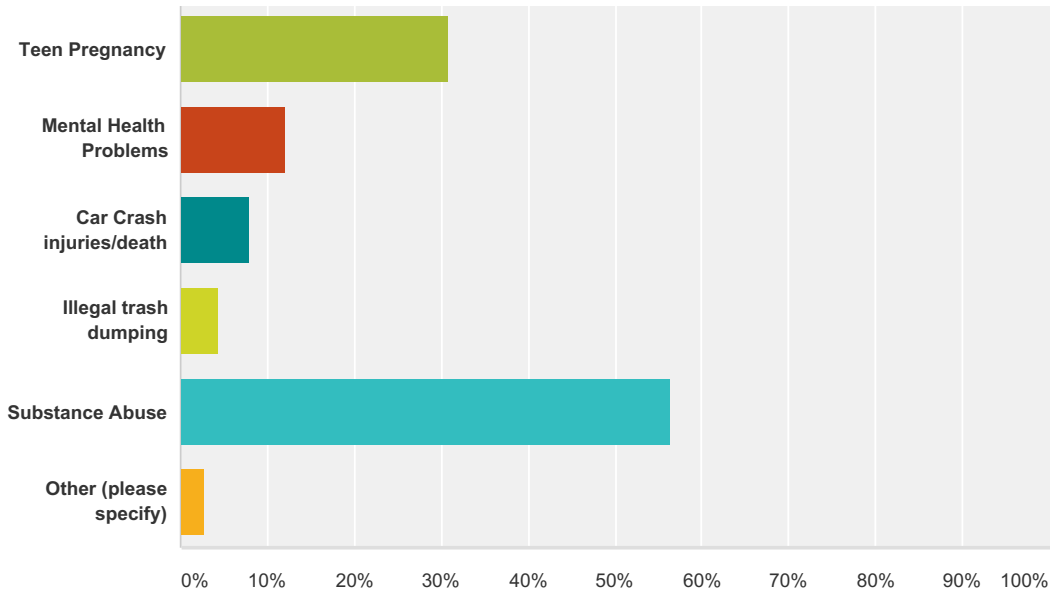
Answer Choices	Responses	Count
Better place to raise kids	18.29%	178
Crime/safe neighborhoods	27.34%	266
Better jobs	30.63%	298
Childe Abuse/Domestic Violence	16.86%	164
Strong Family Life	18.09%	176
Better schools	8.02%	78
Infant sickness and death	1.23%	12
Clean air and water	6.58%	64
Affordable housing	14.90%	145
Better job opportunities	42.14%	410
Healthy behaviors and lifestyles	25.28%	246
Adult sickness	1.23%	12
Parks and recreation	8.94%	87
Infant sickness/death	2.06%	20
Art and cultural events	3.80%	37
Access to healthy food	10.38%	101
Economic opportunity	15.72%	153
Religious/spiritual values	13.67%	133
Better school nutrition	13.87%	135

Available trash pick up	2.06%	20
Access to technical schools	4.93%	48
Walkable/Biking community	7.30%	71
Transportation (having a car)	4.11%	40
Other (please specify)	5.65%	55
Total Respondents: 973		

Q2 In the list below, what do you think are the 3 Biggest "Health Problems" in our community? (Those problems which have the greatest impact on overall community health)

Answered: 973 Skipped: 3



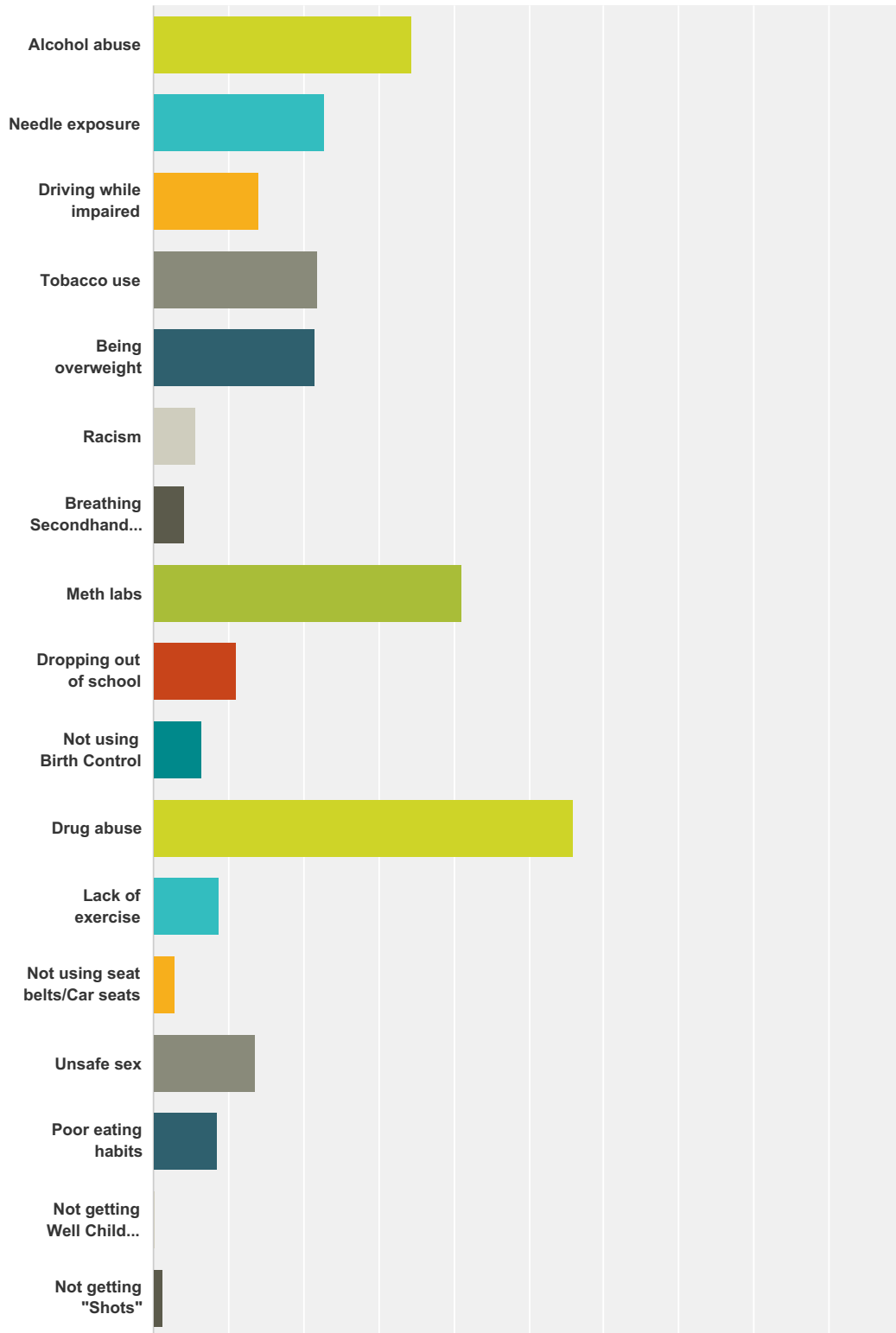


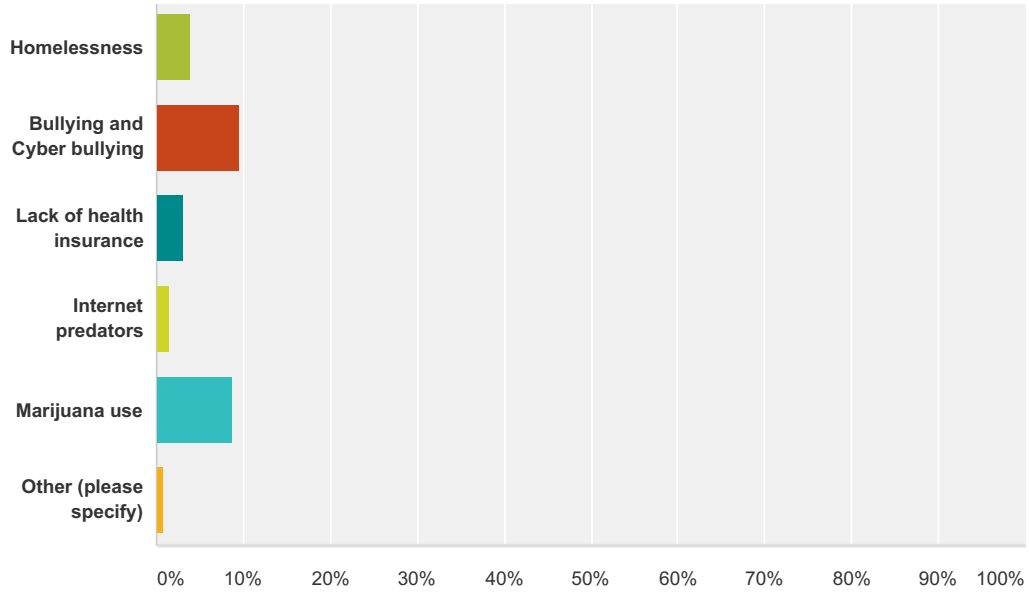
Answer Choices	Responses	
Diseases of aging	3.39%	33
Cancer	36.18%	352
Hepatitis C	13.57%	132
Diabetes	28.37%	276
Dental problems/lack of Dental Care	10.48%	102
Domestic Violence	10.59%	103
Heart disease/Stroke	12.13%	118
High blood pressure	12.44%	121
HIV/AIDS	9.25%	90
Respiratory/lung disease	6.27%	61
Sexually Transmitted Diseases (STDs)	12.64%	123
Homicide	1.54%	15
Suicide	6.78%	66
Infant Death	0.72%	7
Rape/Sexual assault	5.86%	57
No Health Insurance	11.72%	114
No Dental Insurance	4.21%	41
Teen Pregnancy	30.94%	301
Mental Health Problems	12.02%	117
Car Crash injuries/death	7.91%	77
Illegal trash dumping	4.32%	42

Substance Abuse	56.32%	548
Other (please specify)	2.77%	27
Total Respondents: 973		

Q3 In the list below, what do you think are the 3 most "Risky Behaviors" in our community? (Those behaviors that have the greatest impact on overall community health.)

Answered: 975 Skipped: 1



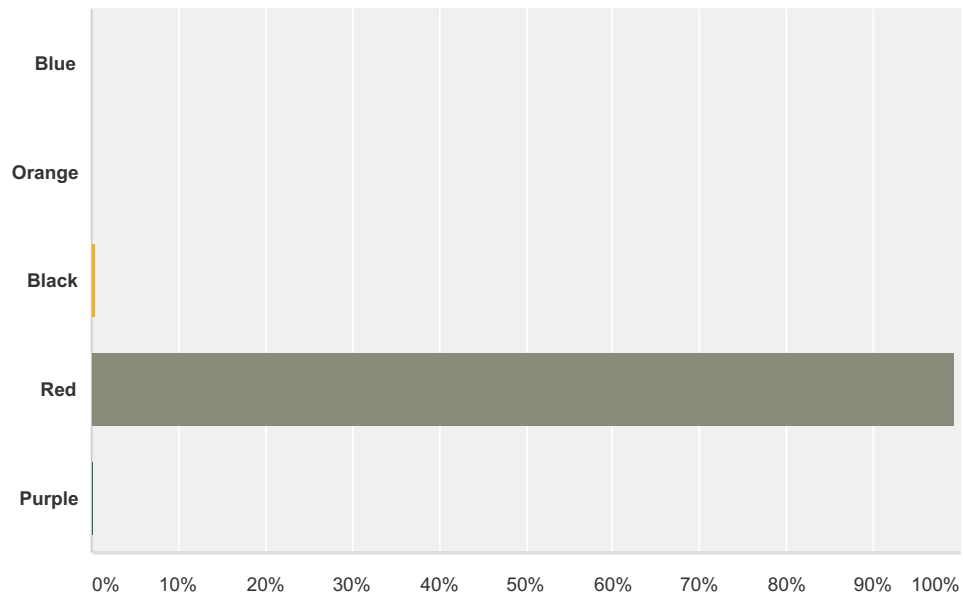


Answer Choices	Responses
Alcohol abuse	34.46% 336
Needle exposure	22.77% 222
Driving while impaired	13.95% 136
Tobacco use	21.95% 214
Being overweight	21.44% 209
Racism	5.54% 54
Breathing Secondhand smoke	4.21% 41
Meth labs	41.23% 402
Dropping out of school	10.97% 107
Not using Birth Control	6.46% 63
Drug abuse	55.90% 545
Lack of exercise	8.72% 85
Not using seat belts/Car seats	2.97% 29
Unsafe sex	13.54% 132
Poor eating habits	8.62% 84
Not getting Well Child exams	0.31% 3
Not getting "Shots"	1.33% 13
Homelessness	3.90% 38
Bullying and Cyber bullying	9.54% 93
Lack of health insurance	3.08% 30
Internet predators	1.54% 15

Marijuana use	8.82%	86
Other (please specify)	0.82%	8
Total Respondents: 975		

Q4 For survey purposes, please check the color RED.

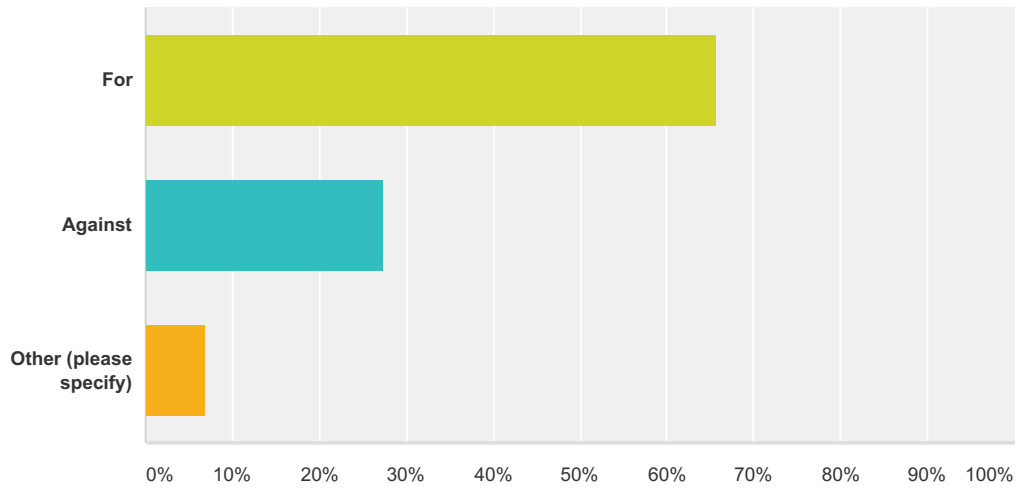
Answered: 976 Skipped: 0



Answer Choices	Responses
Blue	0.10% 1
Orange	0.00% 0
Black	0.41% 4
Red	99.28% 969
Purple	0.20% 2
Total	976

Q5 Are you for or against a smoke free policy county wide in all public places including the use of E cigarettes?

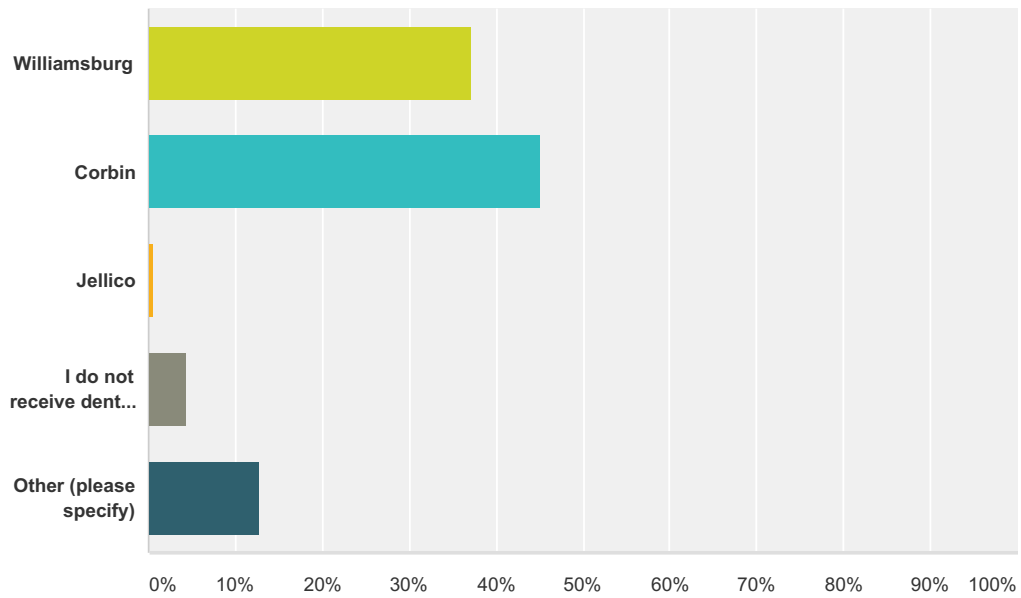
Answered: 976 Skipped: 0



Answer Choices	Responses	Count
For	65.78%	642
Against	27.36%	267
Other (please specify)	6.86%	67
Total		976

Q6 In what city do you go for your dental care?

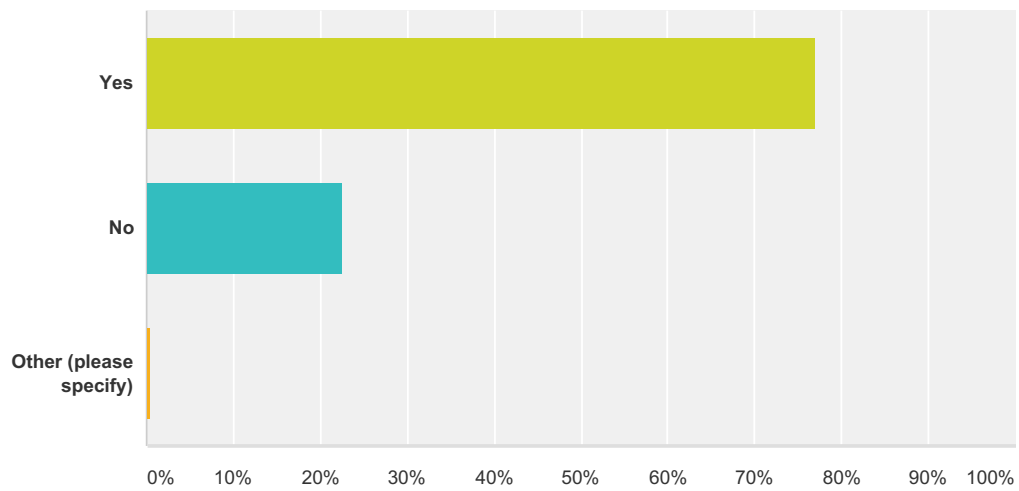
Answered: 976 Skipped: 0



Answer Choices	Responses
Williamsburg	37.09% 362
Corbin	45.18% 441
Jellico	0.61% 6
I do not receive dental care	4.30% 42
Other (please specify)	12.81% 125
Total	976

Q7 Have you or anyone you know ever breastfed an infant?

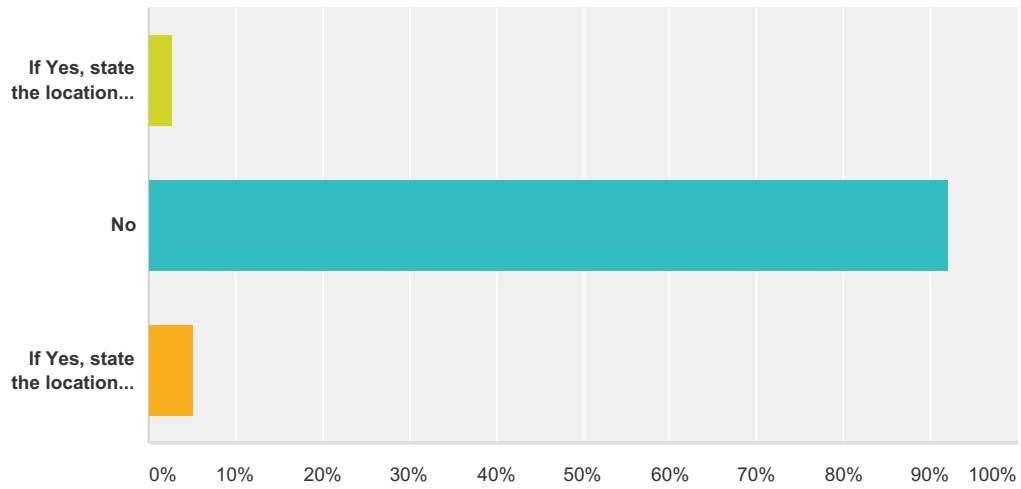
Answered: 976 Skipped: 0



Answer Choices	Responses
Yes	76.95% 751
No	22.54% 220
Other (please specify)	0.51% 5
Total	976

Q8 Is there any place you know of that is NOT breastfeeding friendly? If yes, state the location.

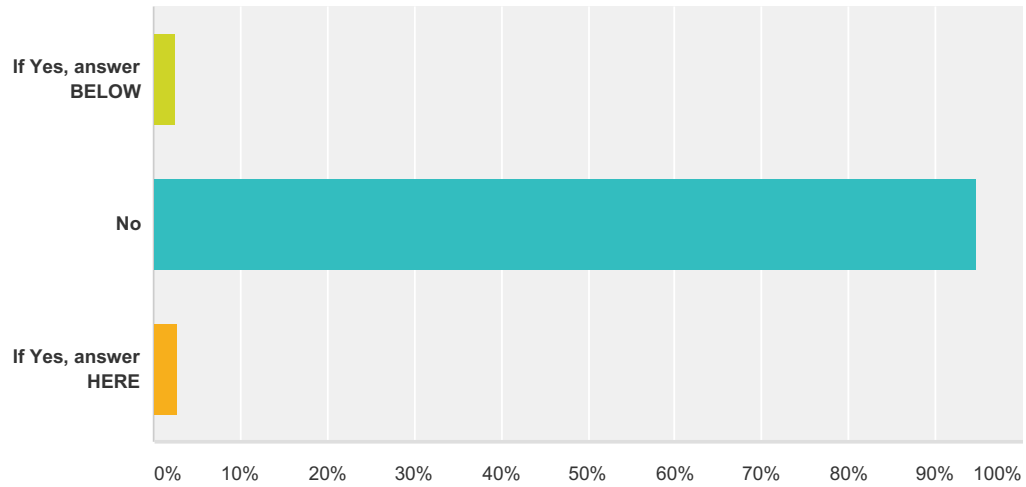
Answered: 976 Skipped: 0



Answer Choices	Responses	
If Yes, state the location down BELOW	2.66%	26
No	92.11%	899
If Yes, state the location HERE	5.23%	51
Total		976

Q9 Are you a grandparent raising a grandchild? If so, are there adequate services available to help assist you in raising the child?

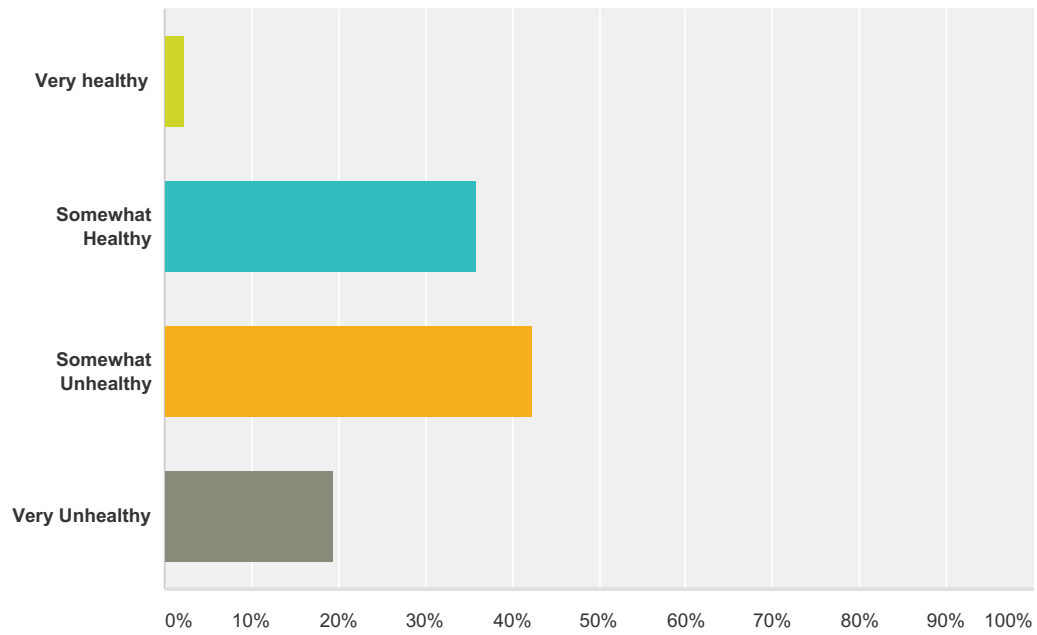
Answered: 976 Skipped: 0



Answer Choices	Responses	
If Yes, answer BELOW	2.46%	24
No	94.77%	925
If Yes, answer HERE	2.77%	27
Total		976

Q10 How would you rate our community overall as a "Healthy Community"?

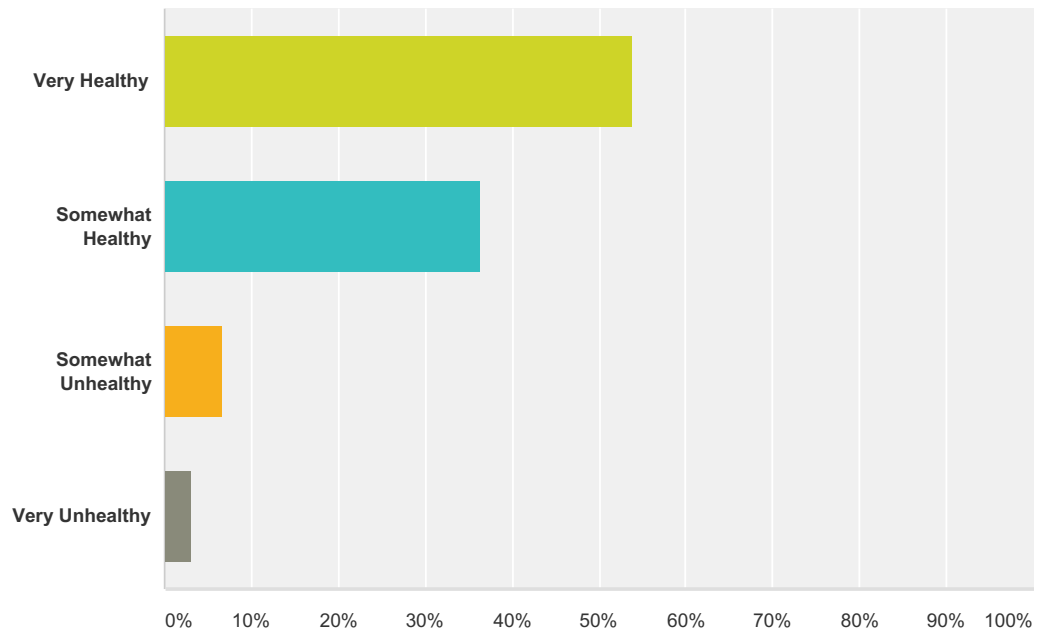
Answered: 976 Skipped: 0



Answer Choices	Responses
Very healthy	2.25% 22
Somewhat Healthy	35.86% 350
Somewhat Unhealthy	42.42% 414
Very Unhealthy	19.47% 190
Total	976

Q11 How would you rate your own mental health?

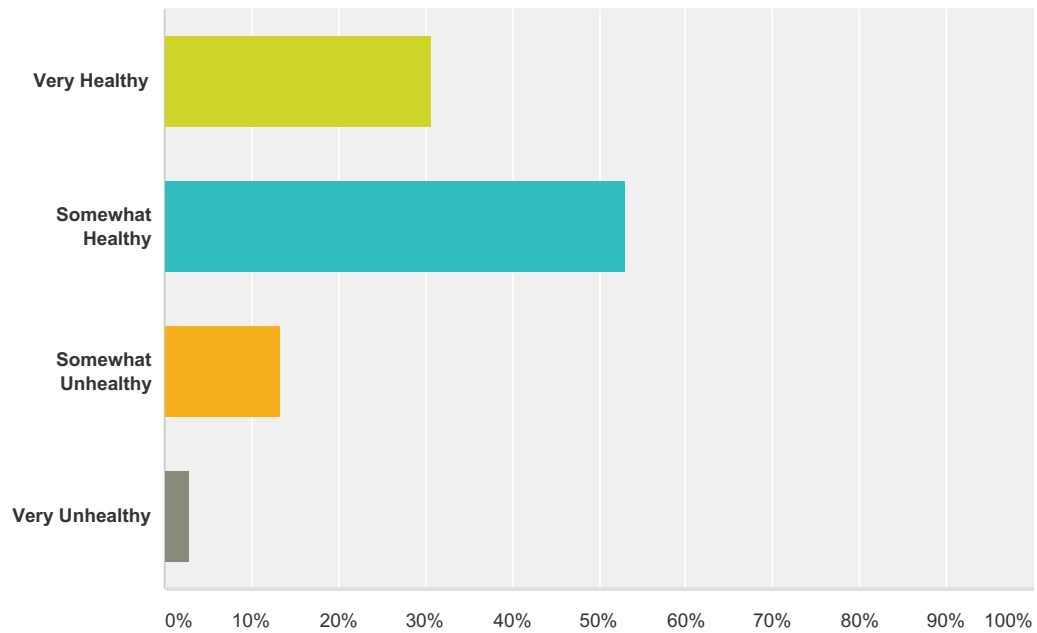
Answered: 976 Skipped: 0



Answer Choices	Responses	
Very Healthy	53.79%	525
Somewhat Healthy	36.27%	354
Somewhat Unhealthy	6.76%	66
Very Unhealthy	3.18%	31
Total		976

Q12 How would you rate your own physical health?

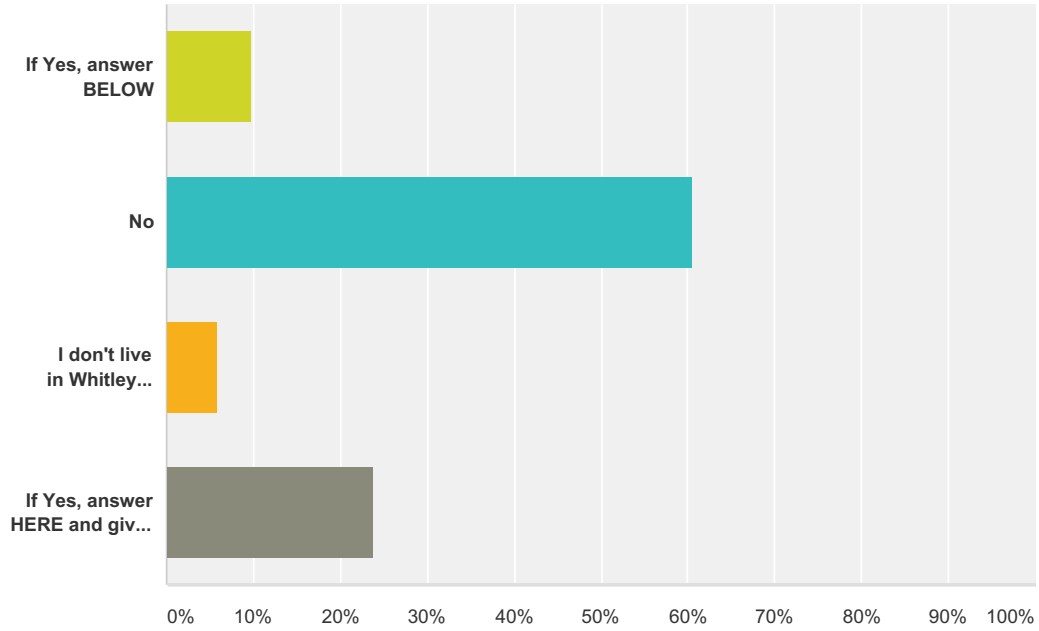
Answered: 976 Skipped: 0



Answer Choices	Responses	
Very Healthy	30.64%	299
Somewhat Healthy	53.07%	518
Somewhat Unhealthy	13.42%	131
Very Unhealthy	2.87%	28
Total		976

Q13 Walking and Biking are important for having a healthier community. Can you identify a street located in Whitley County that has no sidewalks and could be dangerous for pedestrians?

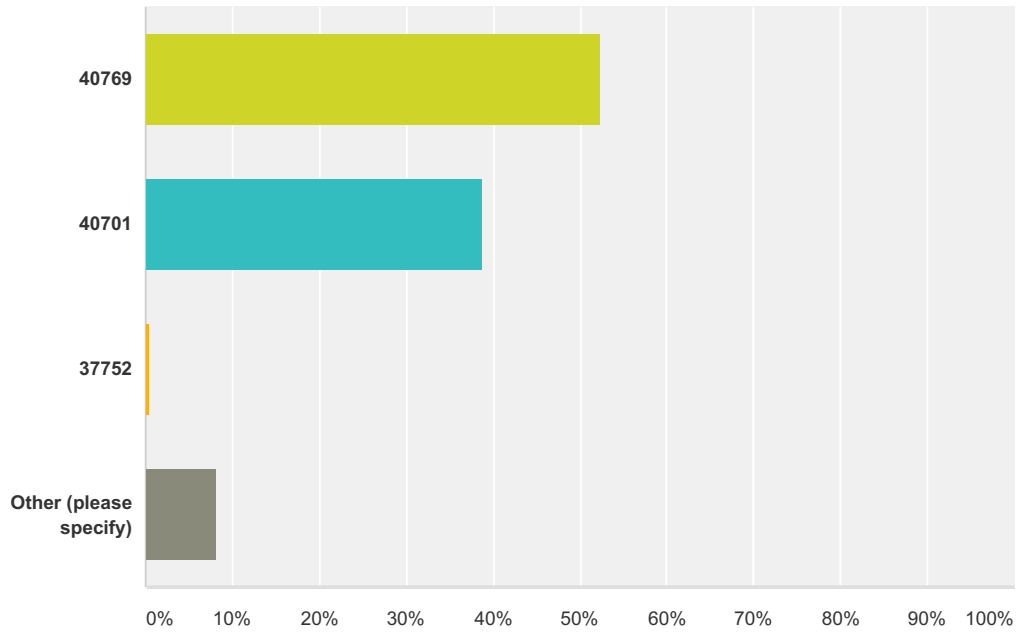
Answered: 976 Skipped: 0



Answer Choices	Responses
If Yes, answer BELOW	9.73% 95
No	60.45% 590
I don't live in Whitley County	5.94% 58
If Yes, answer HERE and give theName of the Street	23.87% 233
Total	976

Q14 Zip Code

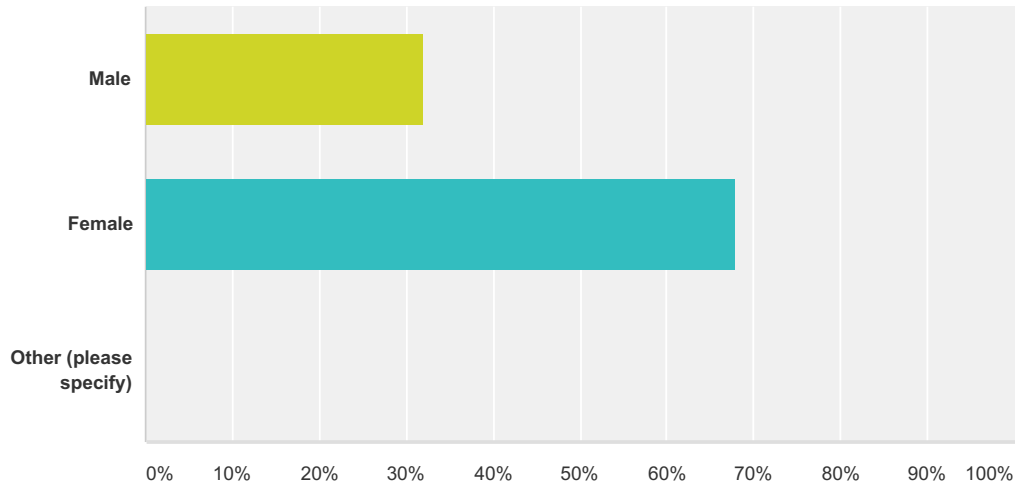
Answered: 976 Skipped: 0



Answer Choices	Responses	
40769	52.46%	512
40701	38.93%	380
37752	0.41%	4
Other (please specify)	8.20%	80
Total		976

Q15 Sex

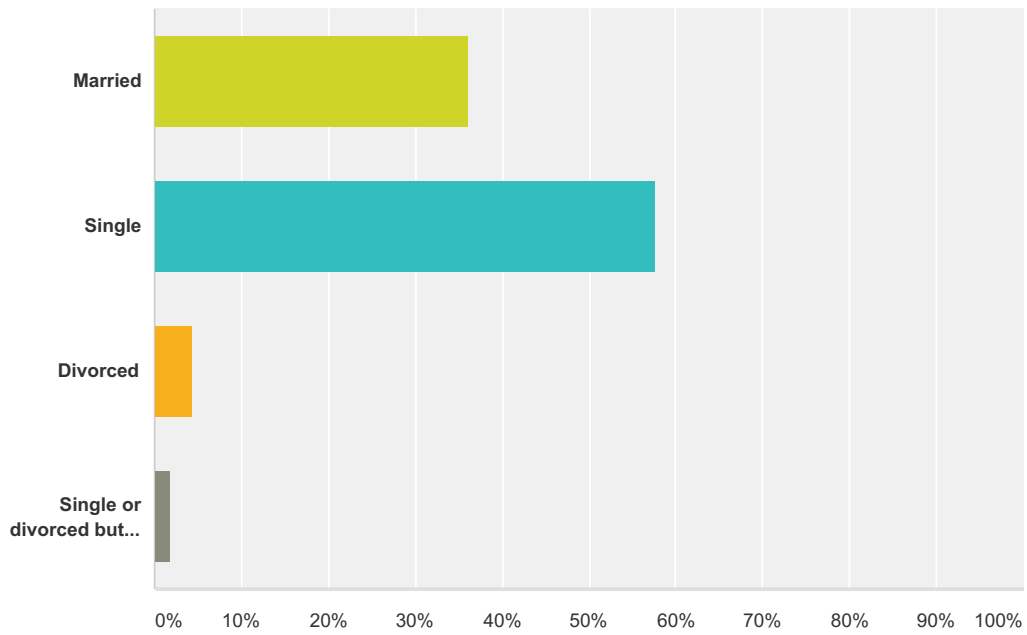
Answered: 976 Skipped: 0



Answer Choices	Responses	Count
Male	31.97%	312
Female	67.93%	663
Other (please specify)	0.10%	1
Total		976

Q16 Marital Status

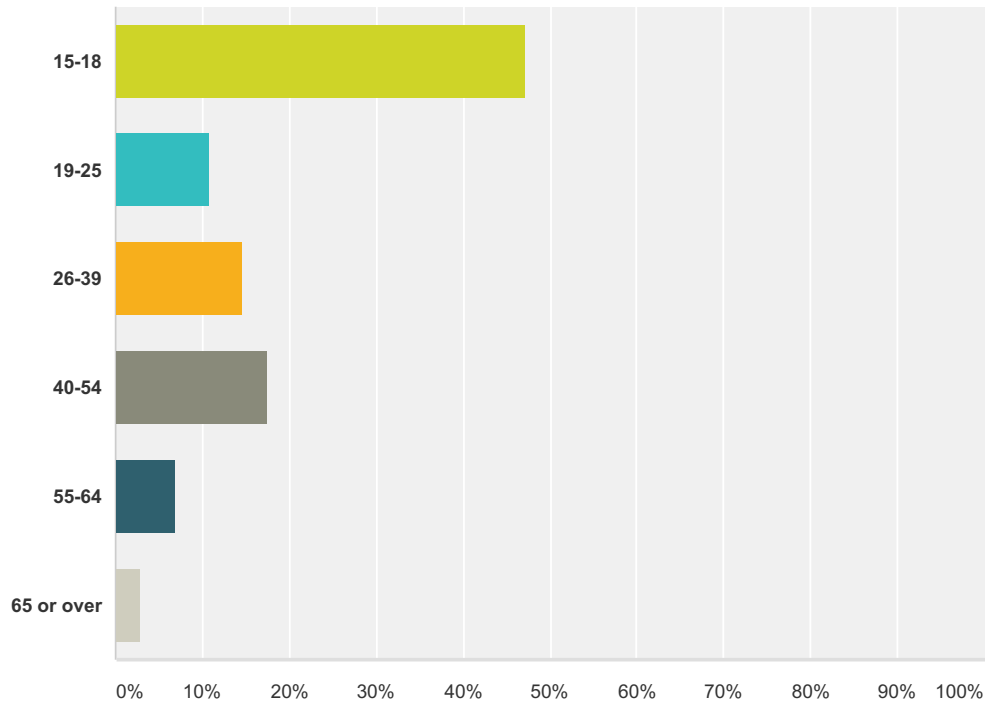
Answered: 976 Skipped: 0



Answer Choices	Responses
Married	36.07% 352
Single	57.58% 562
Divorced	4.41% 43
Single or divorced but living with a partner	1.95% 19
Total	976

Q17 Age

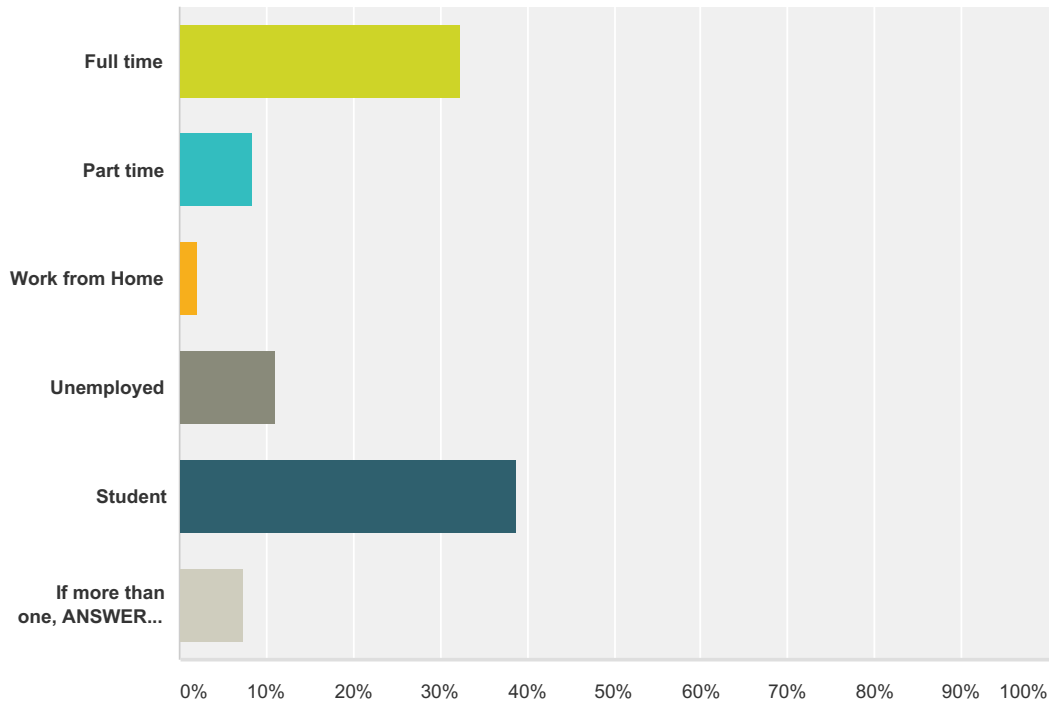
Answered: 976 Skipped: 0



Answer Choices	Responses	Count
15-18	47.13%	460
19-25	10.86%	106
26-39	14.65%	143
40-54	17.62%	172
55-64	6.86%	67
65 or over	2.87%	28
Total		976

Q18 Work Status

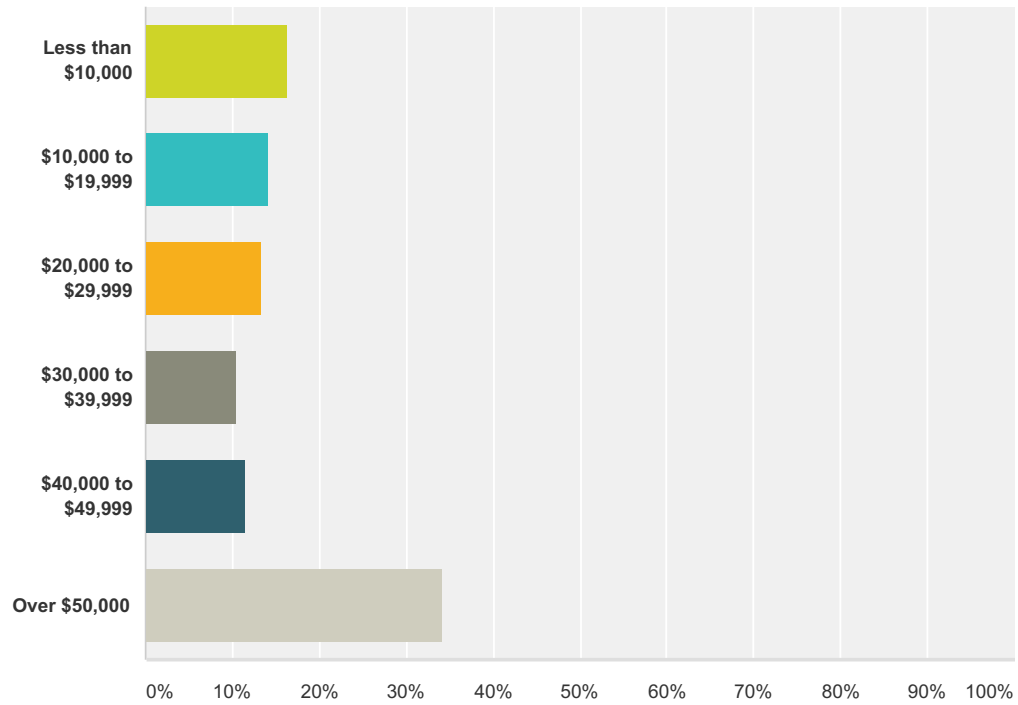
Answered: 976 Skipped: 0



Answer Choices	Responses	Count
Full time	32.27%	315
Part time	8.40%	82
Work from Home	2.15%	21
Unemployed	10.96%	107
Student	38.83%	379
If more than one, ANSWER HERE	7.38%	72
Total		976

Q19 Household Income

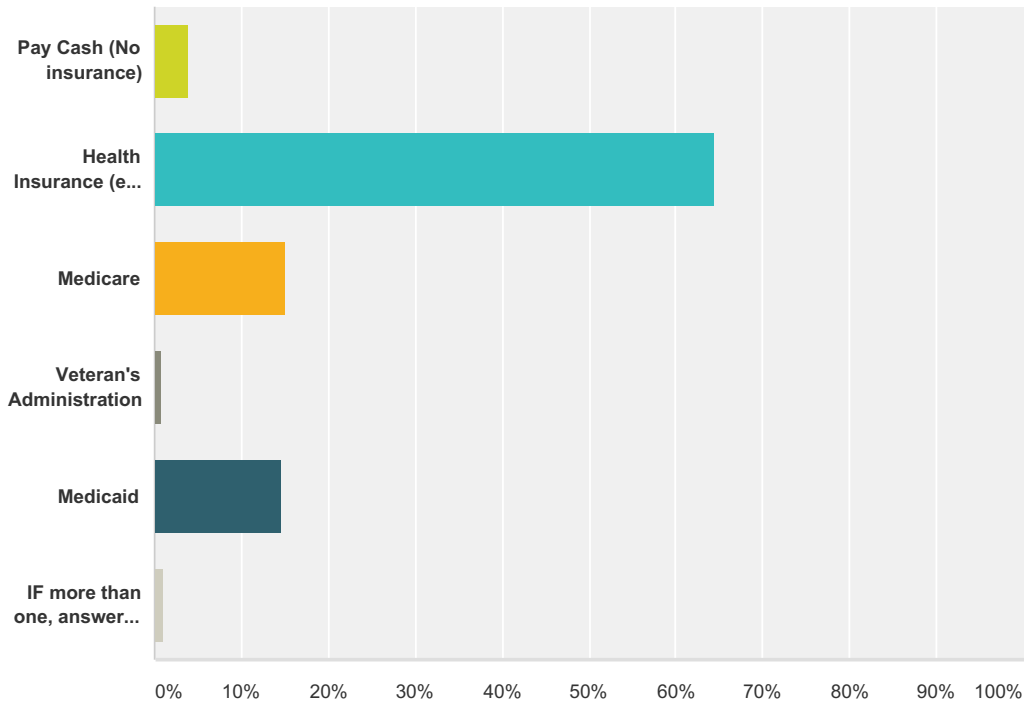
Answered: 976 Skipped: 0



Answer Choices	Responses	
Less than \$10,000	16.29%	159
\$10,000 to \$19,999	14.14%	138
\$20,000 to \$29,999	13.42%	131
\$30,000 to \$39,999	10.35%	101
\$40,000 to \$49,999	11.58%	113
Over \$50,000	34.22%	334
Total		976

Q20 How do you pay for your Health Care?

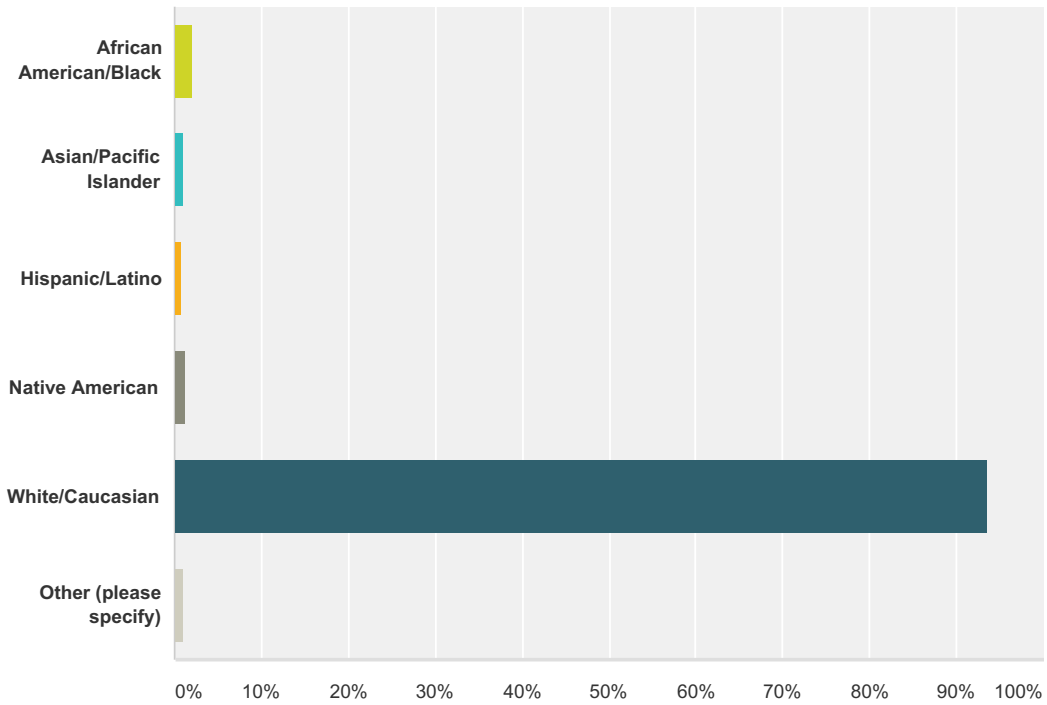
Answered: 976 Skipped: 0



Answer Choices	Responses
Pay Cash (No insurance)	4.00% 39
Health Insurance (e.g. Private insurance, Blue shield, HMO)	64.55% 630
Medicare	14.96% 146
Veteran's Administration	0.82% 8
Medicaid	14.55% 142
IF more than one, answer HERE and STATE WHICH	1.13% 11
Total	976

Q21 Ethnic group you most identify with:

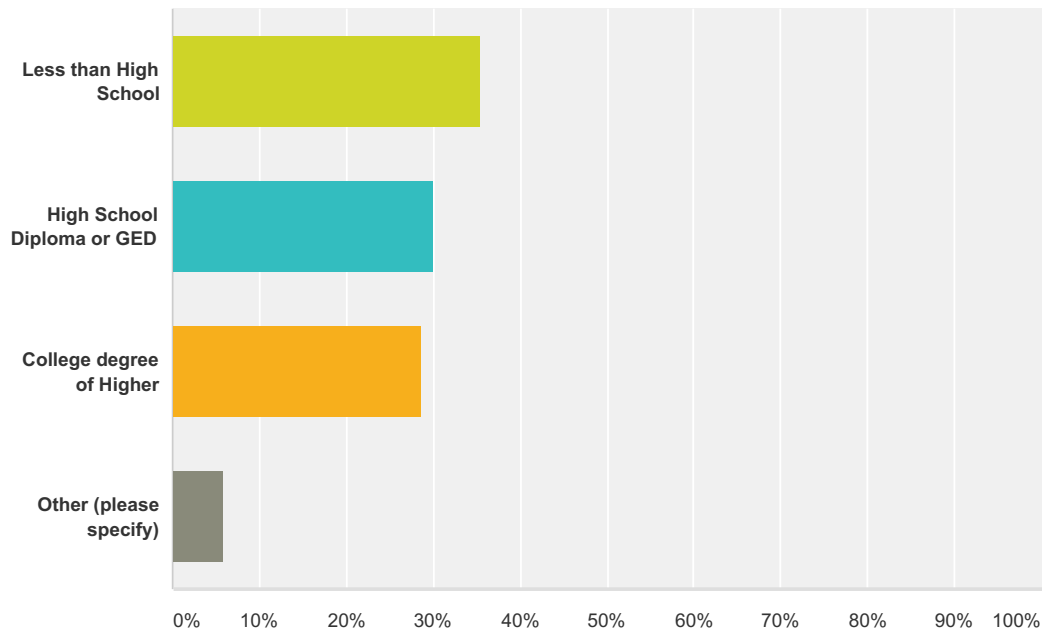
Answered: 976 Skipped: 0



Answer Choices	Responses
African American/Black	2.15% 21
Asian/Pacific Islander	1.13% 11
Hispanic/Latino	0.82% 8
Native American	1.23% 12
White/Caucasian	93.55% 913
Other (please specify)	1.13% 11
Total	976

Q22 Education:

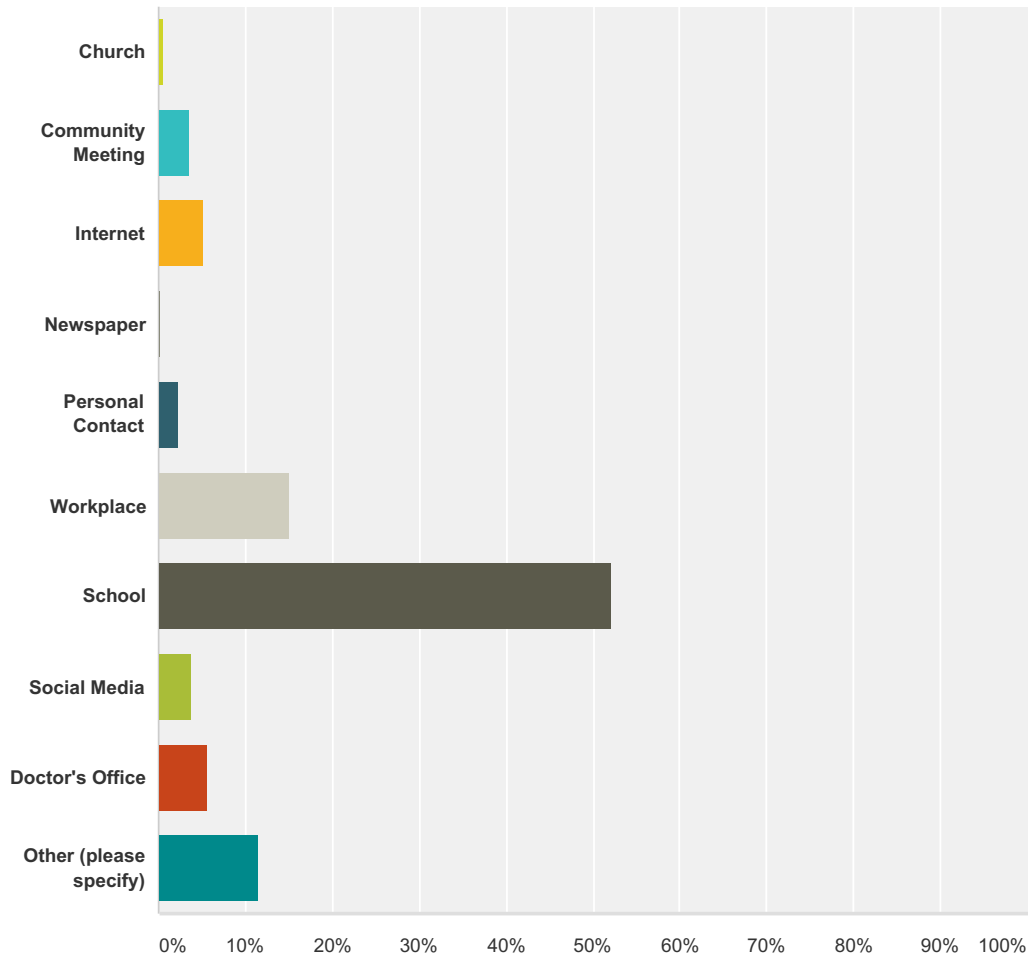
Answered: 976 Skipped: 0



Answer Choices	Responses
Less than High School	35.45% 346
High School Diploma or GED	30.02% 293
College degree of Higher	28.59% 279
Other (please specify)	5.94% 58
Total	976

Q23 Where/How did you get this survey?

Answered: 976 Skipped: 0



Answer Choices	Responses	Count
Church	0.61%	6
Community Meeting	3.48%	34
Internet	5.12%	50
Newspaper	0.31%	3
Personal Contact	2.36%	23
Workplace	15.06%	147
School	52.25%	510
Social Media	3.69%	36
Doctor's Office	5.53%	54
Other (please specify)	11.58%	113
Total		976